



### CAUTION

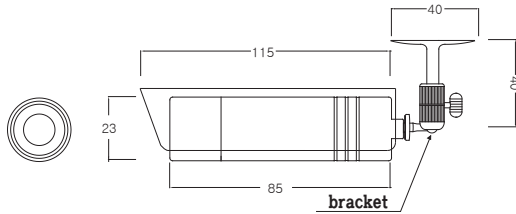
RISK OF ELECTRIC SHOCK  
DO NOT OPEN



CAUTION : TO REDUCE THE RISK OF ELECTRIC SHOCK,  
DO NOT REMOVE COVER  
NOT USER SERVICEABLE PARTS INSIDE  
REFER SERVICING TO QUALIFIED SERVICE PERSONNEL

## Dimensions

### Part name & Dimension



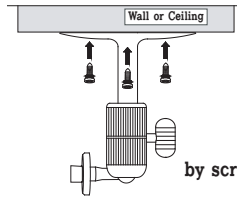
### Accessories



Screws

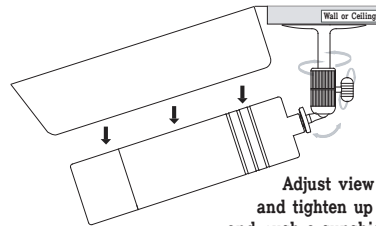
## Installation

### Step.1



Fix the bracket  
by screws on the wall or ceiling

### Step.2



Adjust view angle  
and tighten up a screws  
and push a sunshield on the top

### Cable



CAUTION ! Please use regulated power supply DC12V 500mA  
Reverse Polarity Protection

## Features

- 1/3" Sony Super HAD II Color CCD(600TVL)
- DNR(Digital Noise Reduction)
- DWDR(Digital WDR)
- 3.6mm fixed lens(90deg)
- Day/Night function
- Convenient bracket
- Weather proof (IP-66)

## Specifications

TV System	STANDARD RESOLUTION		HIGH RESOLUTION	
	NTSC	PAL	NTSC	PAL
Number of Pixels	H	510	500	768
	V	492	582	494
Scanning Frequency	H	15.734KHz	15.625KHz	15.734KHz
	V	59.94Hz	50Hz	59.94Hz
Horizontal Resolution	Color	: 420 TV Lines	420 TV Lines	600 TV Lines
	B/W	: 460 TV Lines	460 TV Lines	700 TV Lines
Image Pick-UP Device	1/3" Sony Super HAD II Color CCD			
Scanning System	2:1 Interlace			
S/N Ratio	More Than 50dB			
Min. Sensitivity	0.1Lux F1.4			
Gamma Correction	0.45 Approx.			
Gain Control	Automatic			
Video Output	Composite Video 1.0Vp-p/75Ω			
Operating Temp.	-10°C ~ +50°C			
Operating Humidity	30% to 90%			
Power Source	DC12V ±10%			
Lens	Fixed 3.6mm (90 deg) (Option : Fixed 3mm)			
Power Consumption	1 Watt			
Dimensions (mm)	23(D) X 115(L)			
Weight/g	120			