



CAUTION

RISK OF ELECTRIC SHOCK
DO NOT OPEN

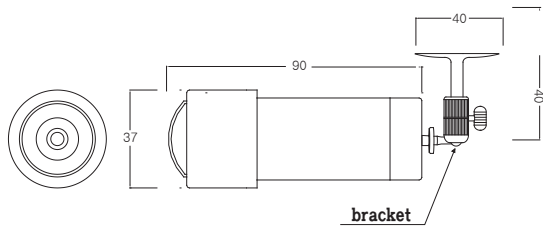


CAUTION : TO REDUCE THE RISK OF ELECTRIC SHOCK,
DO NOT REMOVE COVER
NOT USER SERVICEABLE PARTS INSIDE
REFER SERVICING TO QUALIFIED SERVICE PERSONNEL

Dimensions

Part name & Dimension


Wide View Camera



Accessories



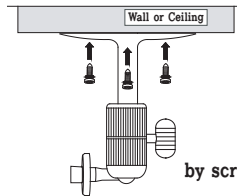
Stand



Screws

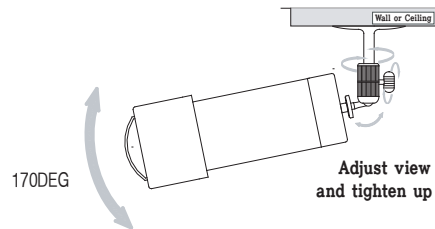
Installation

Step.1



Fix the bracket
by screws on the wall or ceiling

Step.2



Adjust view angle
and tighten up a screws

Cable



CAUTION ! Please use regulated power supply DC12V
Reverse Polarity Protection

Features

- 1/3" Sony Super HAD II Color CCD (600TVL)
- DNR(Digital Noise Reduction)
- DWDR(Digital WDR)
- Day/Night function
- Weather proof (IP-66)
- Convenient bracket
- 2.2mm wide view lens(170deg)

Specifications

TV System		NTSC	PAL
Number of Pixels	H	768	752
	V	494	582
Scanning Frequency	H	15.734KHz	15.625KHz
	V	59.94Hz	50Hz
Horizontal Resolution	Color :	600 TV Lines	600 TV Lines
	BW :	700 TV Lines	700 TV Lines

Image Pick-UP Device	1/3" Sony Super HAD II Color CCD
Scanning System	2:1 Interlace
S/N Ratio	More Than 50dB
DNR	Built - in
DWDR	Built - in
Min. Sensitivity	0.5Lux F1.2
Gamma Correction	0.45 Approx.
Gain Control	Automatic
Video Output	Composite Video 1.0Vp-p/75Ω
Operating Temp.	-10°C ~ +50°C
Operating Humidity	30% to 90%
Power Source	DC12V±10%
Lens	FL=2.2mm (170 deg)
Power Consumption	1 Watt
Dimensions (mm)	37(D) X 90(L)
Weight/g	160

■ Option : EX-View
Image Pick-UP Device 1/3" Sony EXView HAD Color CCD
Min. Sensitivity 0.005 Lux - at F : 1.2